

**RISHI LASER LTD.**

CIN:L99999MH1992PLC066412

612, V.K.Industrial Estate, 10-14 Pais Street,  
Byculla (W), Mumbai 400 011.

Tel No. 022-23074585 23084886 Fax: 022-23080022

Web: www.rishilaser.com Email: rlpl.mumbai@rishilaser.com

(Rs. In Lacs)

**STATEMENT OF UNAUDITED STANDALONE FINANCIAL RESULTS FOR THE QUARTER AND SIX MONTHS ENDED 30TH SEPTEMBER 2017**

S. No	Particulars	Quarter Ended			Six Months Ended	
		30/09/2017	30/06/2017	30/09/2016	30/09/2017	30/09/2016
		Unaudited	Unaudited	Unaudited	Unaudited	Unaudited
1	Revenue from Operations (Inclusive of Excise Duty) (Refer Note 7)	2830.07	2895.68	2172.44	5725.75	4930.02
2	Other Income	9.35	4.33	-7.12	13.68	-5.23
3	<b>Total Income (1+2)</b>	<b>2839.42</b>	<b>2900.01</b>	<b>2165.32</b>	<b>5739.43</b>	<b>4924.79</b>
	<b>Expenses</b>					
(a)	Cost of materials consumed	1623.96	1493.00	1068.05	3116.96	2404.63
(b)	Purchases of Stock-in-Trade	0.00	0.00	0.00	0.00	0.00
(c)	Changes in inventories of finished goods, Stock in Trade and work-in-progress	-77.42	-75.28	-24.08	-152.70	-27.68
(d)	Excise Duty	0.00	246.65	184.87	246.65	457.36
(e)	Employee benefits expense	536.20	491.10	419.97	1027.30	840.23
(f)	Finance Costs	49.03	37.63	40.50	86.66	105.15
(g)	Depreciation and amortisation expense	96.11	95.84	99.56	191.95	198.68
(h)	Other Expenses	600.05	640.27	448.97	1240.32	1000.56
4	<b>Total Expenses</b>	<b>2827.93</b>	<b>2929.21</b>	<b>2237.84</b>	<b>5757.14</b>	<b>4978.93</b>
5	<b>Profit/(Loss) before Tax (3-4)</b>	<b>11.49</b>	<b>-29.20</b>	<b>-72.52</b>	<b>-17.71</b>	<b>-54.14</b>
6	Tax Expense					
(i)	Current Tax	0.00	0.00	0.00	0.00	0.00
(ii)	Deferred Tax	8.81	-4.35	0.95	4.46	-1.67
7	<b>Profit/(loss) for the period (5-6)</b>	<b>2.68</b>	<b>-24.85</b>	<b>-73.47</b>	<b>-22.17</b>	<b>-52.47</b>
8	Other Comprehensive Income					
A(i)	Items that will not be reclassified to profit or loss	31.71	34.11	24.55	65.82	35.77
(ii)	Income tax relating to items that will not be reclassified to profit or loss	0.00	0.00	0.00	0.00	0.00
B	Items that will be reclassified to profit or loss	0.00	0.00	0.00	0.00	0.00
9	<b>Total Comprehensive Income for the period (7+8)</b>	<b>34.40</b>	<b>9.26</b>	<b>-48.92</b>	<b>43.66</b>	<b>-16.70</b>
10	Paid up equity share capital (Face Value of Rs.10/- each)	919.26	919.26	919.26	919.26	919.26
11	Earnings per equity share (Face Value Rs.10/- each)					
(a)	Basic	0.03	-0.27	-0.80	-0.24	-0.57
(b)	Diluted	0.03	-0.27	-0.80	-0.24	-0.57

**Notes:**


- Rishi Laser is engaged in the sole segment of precision metal fabrication.
- The above unaudited financial results have been reviewed by the Audit Committee and taken on record by the Board of Directors at their meeting held on 11th December, 2017.
- The Company has adopted Indian Accounting Standards (Ind AS) from 1st April, 2017. In accordance with SEBI Circular No. CIR/CFD/FAC/62/2016 dated 5th July, 2016 financial results for:
  - Quarter ended September 30, 2017 are prepared as per Ind AS,
  - Quarter/Half Year ended September 30, 2016 are recast as per Ind AS, the limited review of which is not carried out by the statutory auditors. However, the management has exercised necessary due diligence to ensure that the financial results provide a true and fair view of its affairs.
- The Statement does not include Ind AS compliant financial results for the previous year ended March 31, 2017 pursuant to SEBI Circular No CIR/CFD/FAC/62/2016 dated July 5, 2016. However, Audited Statement of Assets and Liabilities as on March 31, 2017 are available on the website of the Company at www.rishilaser.com.
- The format of unaudited quarterly results as prescribed in SEBI's circular CIR/CFD/CMD/15/2015 dated November 30, 2015 has been modified to comply with the requirements of SEBI's circular dated July 5, 2016, Ind AS and Schedule III (Division II) to The Companies Act, 2013 applicable to Companies that are required to comply with Ind AS.
- Reconciliation between Ind-AS and Indian GAAP for the quarter and six months ended 30th September 2016 is as follows:

Particulars	Quarter Ended 30/09/2016	Six Months Ended 30/09/2016
Profit after tax as per previous Indian GAAP	-73.47	-52.47
Effect of Ind-AS	24.55	35.77
Profit after tax as per Ind - AS	-48.92	-16.70

- Consequent to the introduction of Goods and Services Tax (GST) with effect from 1st July 2017, Revenues are required to be net of GST. Accordingly, the revenues for the periods upto 30th June 2017 included excise duty and are not comparable to those presented thereafter. Revenues for six months ended 30th September 2017 include Excise Duty upto 30th June 2017.

The following additional information is being provided for ease of understanding:

Particulars	Quarter Ended			Six Months Ended	
	30.09.2017	30.06.2017	30.09.2016	30.09.2017	30.09.2016
Revenue from Operations (A)	2830.07	2895.68	2172.44	5725.75	4930.02
Excise Duty (B)	0.00	246.65	184.87	246.65	457.36
Revenue from operations excluding Excise Duty (A-B)	2830.07	2649.03	1987.57	5479.1	4472.66



8 Unaudited Standalone Statement of Assets and Liabilities as at September 30, 2017

	Particulars	As at 30.09.2017 (Rs. In Lacs)
<b>A</b>	<b>ASSETS</b>	
<b>1</b>	<b>NON-CURRENT ASSETS</b>	
	(a) Property, Plant and Equipment	9669.91
	(b) Capital work-in-progress	95.19
	(c) Other Intangible Assets	7.60
	(d) Financial Assets	
	(i) Investments	226.33
	(e) Other Non-Current Assets	135.67
	<b>Sub total</b>	<b>4134.70</b>
<b>2</b>	<b>CURRENT ASSETS</b>	
	(a) Inventories	1371.96
	(b) Financial Assets	
	(i) Investments	49.03
	(ii) Trade Receivables	2542.03
	(iii) Cash and Cash Equivalents	195.58
	(iv) Bank Balances other than (iii) above	2.17
	(c) Current Tax Assets (Net)	13.36
	(d) Other Current Assets	107.25
	<b>Sub total</b>	<b>4281.38</b>
	<b>TOTAL ASSETS</b>	<b>8416.08</b>
<b>B</b>	<b>EQUITY AND LIABILITIES</b>	
<b>1</b>	<b>EQUITY</b>	
	(a) Equity Share capital	919.26
	(b) Other Equity	999.93
	<b>Sub total</b>	<b>1919.19</b>
<b>2</b>	<b>LIABILITIES</b>	
	<b>(i) NON-CURRENT LIABILITIES</b>	
	(a) Financial Liabilities	
	(i) Borrowings	2172.84
	(b) Provisions	153.12
	(c) Deferred Tax Liabilities (Net)	322.63
	<b>Sub total</b>	<b>2648.59</b>
	<b>(ii) CURRENT LIABILITIES</b>	
	(a) Financial Liabilities	
	(i) Borrowings	811.86
	(ii) Trade payables	2568.39
	(b) Other Current Liabilities	468.05
	<b>Sub total</b>	<b>3848.30</b>
	<b>Total Equity and Liabilities</b>	<b>8416.08</b>

9 The previous period's figures have been regrouped/rearranged/reclassified wherever necessary to suit the present layout.  
10 Visit us on [www.rishilaser.com](http://www.rishilaser.com).


For RISHI LASER LTD.

*Harshad Patel*

Harshad Patel  
Managing Director  
DIN: 00164228



Place : Mumbai  
Date : 11th December, 2017



**RISHI LASER LTD.**

CIN:L99999MH1992PLC066412

612, V.K.Industrial Estate, 10-14 Pais Street,  
Byculla (W), Mumbai 400 011.

Tel No. 022-23074585 23084886 Fax: 022-23080022

Web: www.rishilaser.com Email: rlcl.mumbai@rishilaser.com

(Rs. In Lacs)

**STATEMENT OF UNAUDITED CONSOLIDATED FINANCIAL RESULTS FOR THE QUARTER AND SIX MONTHS ENDED 30TH SEPTEMBER 2017**

S. No	Particulars	Quarter Ended			Six Months Ended	
		30/09/2017	30/06/2017	30/09/2016	30/09/2017	30/09/2016
		Unaudited	Unaudited	Unaudited	Unaudited	Unaudited
1	Revenue from Operations (Inclusive of Excise Duty) (Refer Note 7)	2835.44	2898.96	2175.91	5734.40	4936.58
2	Other Income	9.35	4.33	-7.12	13.68	-5.23
3	<b>Total Income (1+2)</b>	<b>2844.79</b>	<b>2903.29</b>	<b>2168.79</b>	<b>5748.08</b>	<b>4931.35</b>
	<b>Expenses</b>					
(a)	Cost of materials consumed	1624.25	1493.06	1068.78	3117.31	2405.52
(b)	Purchase of stock-in-trade	0.00	0.00	0.00	0.00	0.00
(c)	Changes in inventories of finished goods, work-in-progress and stock-in-trade	-77.42	-75.28	-24.08	-152.70	-27.68
(d)	Excise Duty	0.00	246.65	184.87	246.65	457.36
(e)	Employee benefits expense	537.44	492.13	422.78	1029.57	843.04
(f)	Finance Cost	49.03	37.71	40.50	86.74	105.15
(g)	Depreciation and amortisation expense	98.94	98.58	93.01	197.52	205.22
(h)	Other Expenses	603.59	644.15	451.36	1247.74	1006.19
4	<b>Total Expenses</b>	<b>2835.83</b>	<b>2937.00</b>	<b>2237.22</b>	<b>5772.83</b>	<b>4994.8</b>
5	<b>Profit/(Loss) before Tax (3-4)</b>	<b>8.9641</b>	<b>-33.71</b>	<b>-68.43</b>	<b>-24.75</b>	<b>-63.45</b>
6	Tax Expense					
(i)	Current Tax	0.00	0.00	0.00	0.00	0.00
(ii)	Deferred Tax	4.46	0.00	0.95	4.46	-1.67
7	Profit/(loss) for the period (5-6)	4.50	-33.71	-69.38	-29.21	-61.78
8	<b>Other Comprehensive Income</b>					
A(i)	Items that will not be reclassified to profit or loss	31.71	34.11	24.55	65.82	35.77
(ii)	Income tax relating to items that will not be reclassified to profit or loss	0.00	0.00	0.00	0.00	0.00
B(i)	Items that will be reclassified to profit or loss	0.00	0.00	0.00	0.00	0.00
9	<b>Total Comprehensive Income for the period (7+8)</b>	<b>36.22</b>	<b>0.40</b>	<b>-44.83</b>	<b>36.62</b>	<b>-26.01</b>
10	<b>Net Profit attributable to:</b>					
	Owners of the Company	29.48	0.33	-36.49	29.80	-21.17
	Non controlling interest	6.74	0.07	-8.34	6.81	-4.84
11	<b>Other Comprehensive Income for the period attributable to:</b>					
	<b>Net Profit attributable to:</b>					
	Owners of the Company	25.81	27.76	19.98	53.57	29.11
	Non controlling interest	5.90	6.35	4.57	12.25	6.66
12	Paid up equity share capital (Face Value of Rs.10/- each)	919.26	919.26	919.26	919.26	919.26
13	Earnings per equity share (Face Value of Rs.10 each):					
(a)	Basic	0.05	-0.37	-0.75	-0.32	-0.67
(b)	Diluted	0.05	-0.37	-0.75	-0.32	-0.67


## Notes:

- Rishi Laser is engaged in the sole segment of precision metal fabrication.
- The above unaudited financial results have been reviewed by the Audit Committee and taken on record by the Board of Directors at their meeting held on 11th December, 2017.
- The Company has adopted Indian Accounting Standards (Ind AS) from 1st April, 2017. In accordance with SEBI Circular No. CIR/CFD/FAC/62/2016 dated 5th July, 2016 financial results for:
  - Quarter ended September 30, 2017 are prepared as per Ind AS,
  - Quarter/Half Year ended September 30, 2016 are recast as per Ind AS, the limited review of which is not carried out by the statutory auditors. However, the management has exercised necessary due diligence to ensure that the financial results provide a true and fair view of its affairs.
- The Statement does not include Ind AS compliant financial results for the previous year ended March 31, 2017 pursuant to SEBI Circular No CIR/CFD/FAC/62/2016 dated July 5, 2016. However, Audited Statement of Assets and Liabilities as on March 31, 2017 are available on the website of the Company at www.rishilaser.com.
- The format of unaudited quarterly results as prescribed in SEBI's circular CIR/CFD/CMD/15/2015 dated November 30, 2015 has been modified to comply with the requirements of SEBI's circular dated July 5, 2016, Ind AS and Schedule III (Division II) to The Companies Act, 2013 applicable to Companies that are required to comply with Ind AS.
- Reconciliation between Ind-AS and Indian GAAP for the quarter and six months ended 30th September 2016 is as follows:

Particulars	Quarter Ended 30/09/2016	Six Months Ended 30/09/2016
Profit after tax as per previous Indian GAAP	-69.38	-61.78
Effect of Ind-AS	24.55	35.77
Profit after tax as per Ind - AS	-44.83	-26.01

- Consequent to the introduction of Goods and Services Tax (GST) with effect from 1st July 2017, Revenues are required to be net of GST. Accordingly, the revenues for the periods upto 30th June 2017 included excise duty and are not comparable to those presented thereafter. Revenues for six months ended 30th September 2017 include Excise Duty upto 30th June 2017. The following additional information is being provided for ease of understanding:

Particulars	Quarter Ended			Six Months Ended	
	30.09.2017	30.06.2017	30.09.2016	30.09.2017	30.09.2016
Revenue from Operations (A)	2835.44	2898.96	2175.91	5734.4	4936.58
Excise Duty (B)	0.00	246.65	184.87	246.65	457.36
Revenue from operations excluding Excise Duty (A-B)	2835.44	2652.31	1991.04	5487.75	4479.22





## 8 Unaudited Consolidated Statement of Assets and Liabilities as at September 30, 2017

	Particulars	As at 30.09.2017 (Rs. In Lacs)
<b>A</b>	<b>ASSETS</b>	
<b>1</b>	<b>NON-CURRENT ASSETS</b>	
	(a) Property, Plant and Equipment	3682.49
	(b) Capital work-in-progress	95.19
	(c) Other Intangible Assets	11.84
	(d) Financial Assets	
	(i) Investments	226.33
	(e) Other Non-Current Assets	135.67
	<b>Sub total</b>	<b>4151.52</b>
<b>2</b>	<b>CURRENT ASSETS</b>	
	(a) Inventories	1371.96
	(b) Financial Assets	
	(i) Investments	49.03
	(ii) Trade Receivables	2553.06
	(iii) Cash and Cash Equivalents	195.68
	(iv) Bank Balances other than (iii) above	2.17
	(c) Current Tax Assets (Net)	13.36
	(d) Other Current Assets	81.27
	<b>Sub total</b>	<b>4266.53</b>
	<b>TOTAL ASSETS</b>	<b>8418.05</b>
<b>B</b>	<b>EQUITY AND LIABILITIES</b>	
<b>1</b>	<b>EQUITY</b>	
	(a) Equity Share capital	919.26
	(b) Other Equity	979.69
	(c) Non Controlling Interest	-4.63
	<b>Sub total</b>	<b>1894.32</b>
<b>2</b>	<b>LIABILITIES</b>	
	<b>(i) NON-CURRENT LIABILITIES</b>	
	(a) Financial Liabilities	
	(i) Borrowings	2187.09
	(b) Provisions	153.12
	(c) Deferred Tax Liabilities (Net)	327.07
	<b>Sub total</b>	<b>2667.28</b>
	<b>(ii) CURRENT LIABILITIES</b>	
	(a) Financial Liabilities	
	(i) Borrowings	811.86
	(ii) Trade payables	2568.39
	(b) Other Current Liabilities	476.20
	<b>Sub total</b>	<b>3856.45</b>
	<b>Total Equity and Liabilities</b>	<b>8418.05</b>

9 The consolidated financial results include the financial statement of one subsidiary viz. Rishi Vocational Education Pvt. Ltd.  
10 The Previous period's figures have been regrouped/rearranged/reclassified wherever necessary to suit the present layout.  
11 Visit us on [www.rishilaser.com](http://www.rishilaser.com).

For RISHI LASER LTD.

*Harshad Patel*  
Harshad Patel  
Managing Director  
DIN: 00164228

Place : Mumbai  
Date : 11th December, 2017

